COVID-19 DAILY STATISTICS

RUTHERFORD COUNTY

Data Source: Foothills Health District

MAY 13, 2020

Total Tested		1484
Total Negative Tests		1153
Total Pending Tests		178
Total Positive Tests		**153**
Households Affected		94

Breakdown of Positive Tests		
Quarantined at Home		18
Quarantined at Hospital		8
Total Active Positives		**26**
Out of Quarantine		120
Deceased - Total		7
Ages (50-64)	2	
Ages (65+)	5	
28043 (Forest City)	1	
28139 (Rutherfordton)	4	
28160 (Spindale)	2	
Female		84
Male		69
Ages (0-17)		9
Ages (18-24)		18
Ages (25-49)		44
Ages (50-64)		51
Ages (65+)		31
28018 (Bostic)		4
28040 (Ellenboro)		8
28043 (Forest City)		34
28114 (Mooresboro)		5
28139 (Rutherfordton)		60
28160 (Spindale)		28
28167 (Union Mills)		11
28746 (Lake Lure)		3
American Indian		2
Black		56
Hispanic		4
White		91

The number of quarantined positives is not the total number of quarantined individuals in the county. This number does not include the positive individuals' household or other close contacts that are also under quarantine.

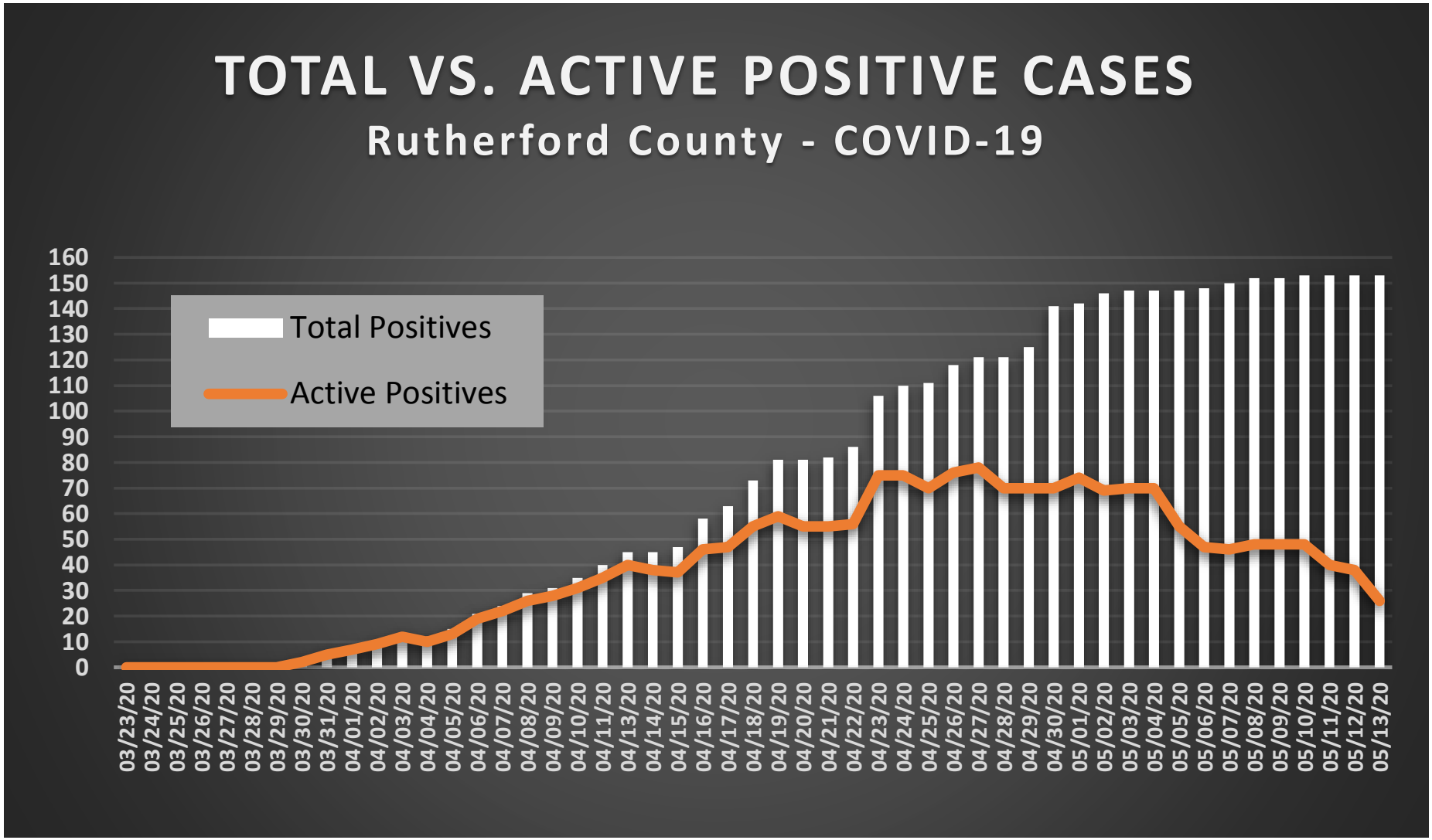
TOTAL VS. ACTIVE POSITIVE CASES
Rutherford County - COVID-19
Total Positives
Active Positives
160
150
140
130
120
110
100
90
80
70
60
50
40
30
20
10
0
03/23/20
03/24/20
03/25/20
03/26/20
03/27/20
03/28/20
03/29/20
03/30/20
03/31/20
04/01/20
04/02/20
04/03/20
04/04/20
04/05/20
04/06/20
04/07/20
04/08/20
04/09/20
04/10/20
04/11/20
04/13/20
04/14/20
04/15/20
04/16/20
04/17/20
04/18/20
04/19/20
04/20/20
04/21/20
04/22/20
04/23/20
04/24/20
04/25/20
04/26/20
04/27/20
04/28/20
04/29/20
04/30/20
05/01/20
05/02/20
05/03/20
05/04/20
05/05/20
05/06/20
05/07/20
05/08/20
05/09/20
05/10/20
05/11/20
05/12/20
05/13/20

STATUS OF POSITIVE CASES

Rutherford County - COVID-19

Updated: 05-13-20

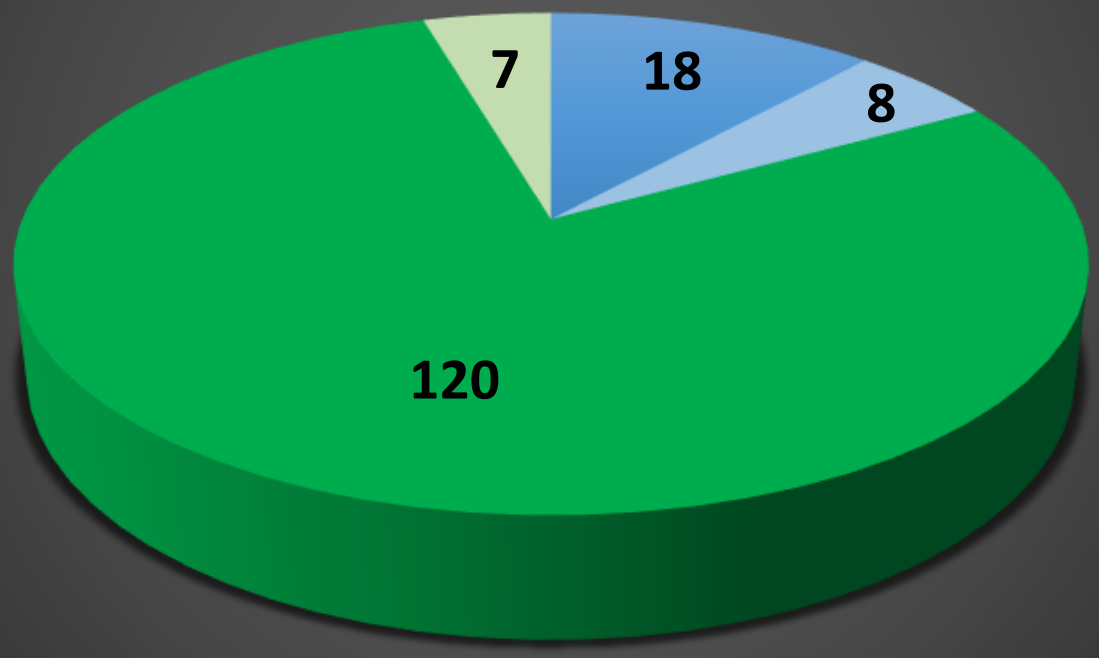

Quarantined Hospitalized Out of Quartantine Deceased

CURRENT HOSPITALIZATIONS

Rutherford County - COVID-19

Updated: 05-13-20

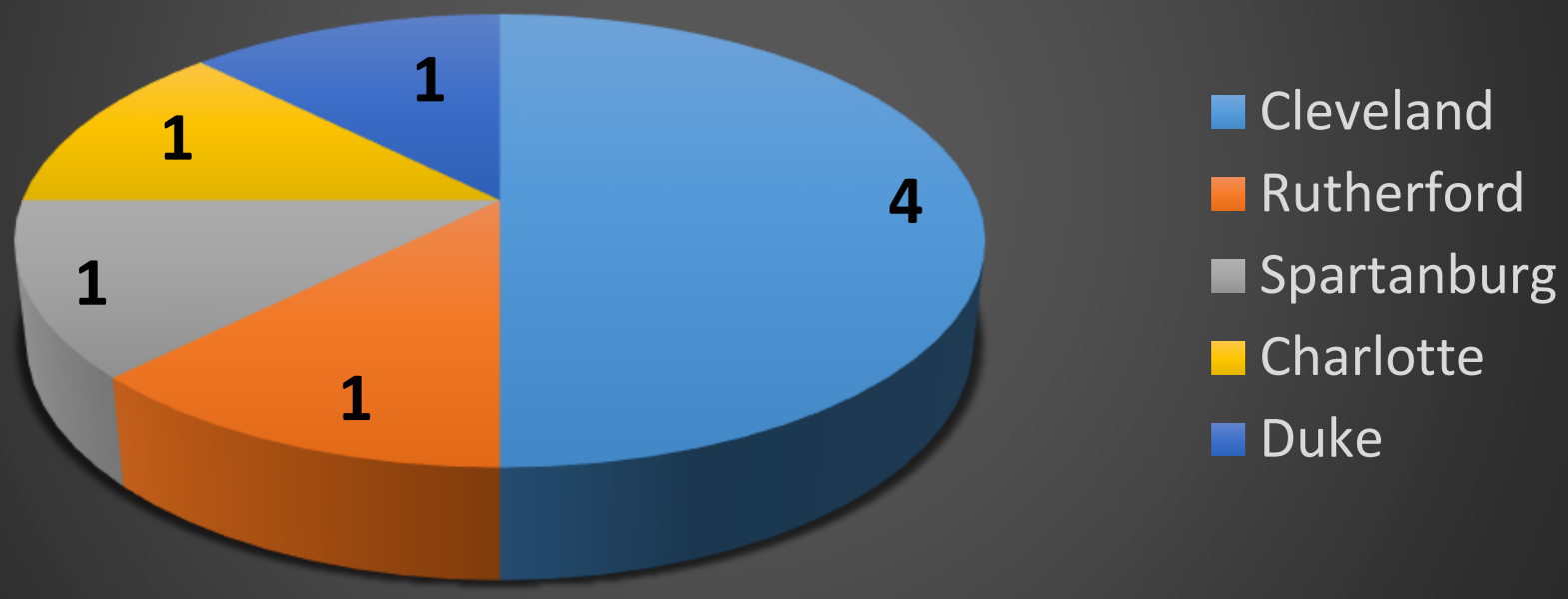

ETHNICITY DISTRIBUTION

Rutherford County - COVID-19

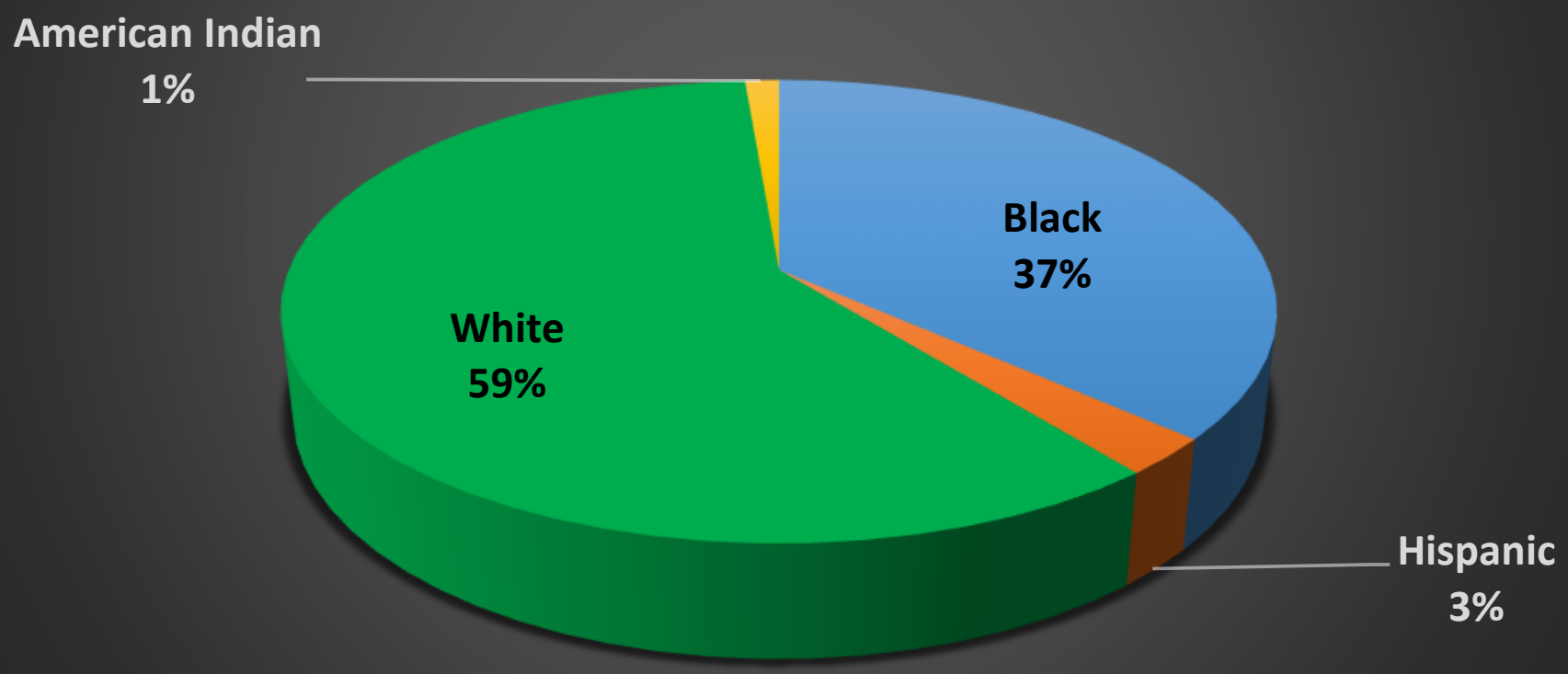

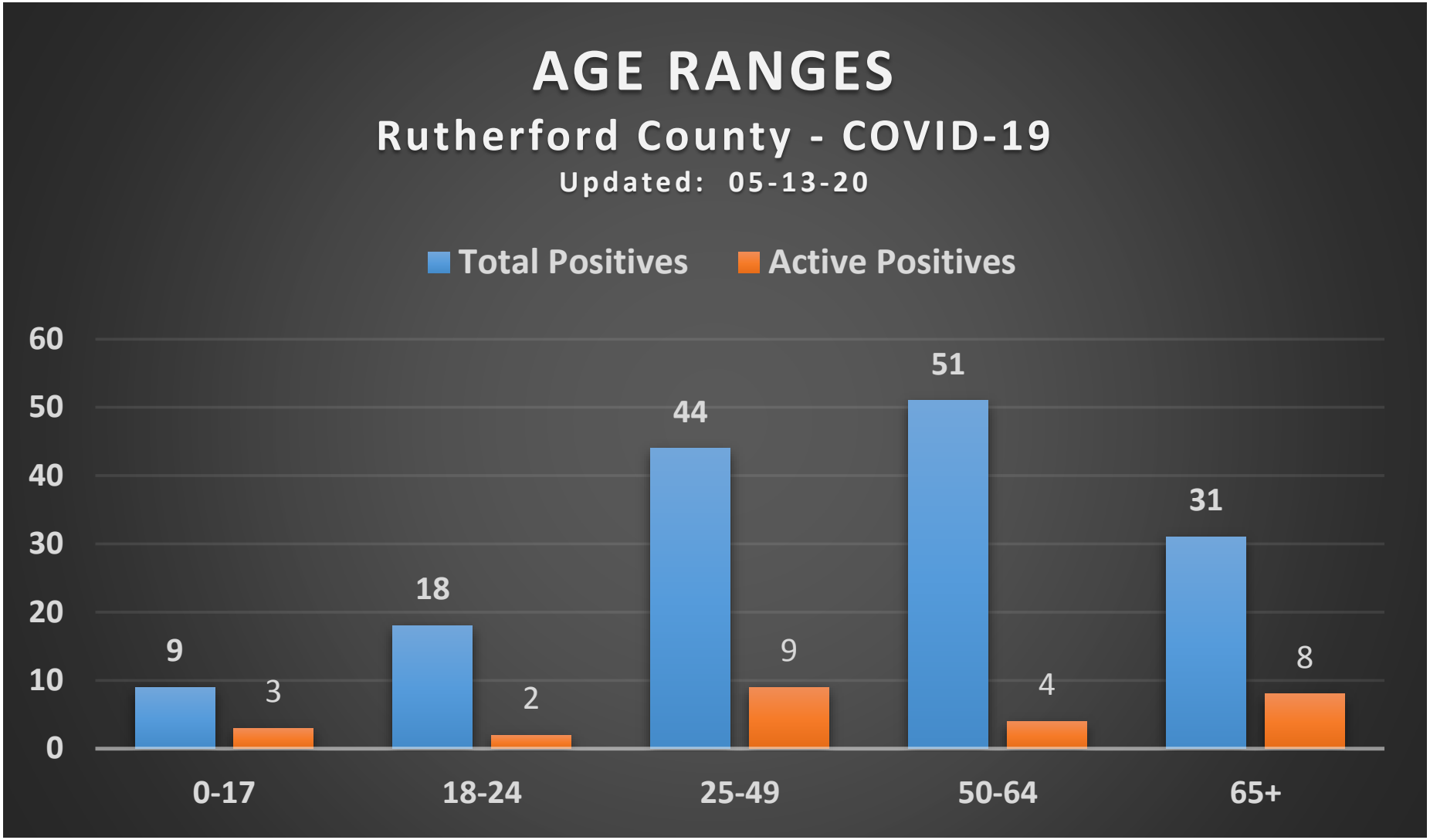
AGE RANGES
Rutherford County - COVID-19
Updated: 05-13-20
Total Positives
Active Positives
60
50
40
30
20
10
0
9
3
18
2
44
9
51
4
31
8
0-17
18-24
25-49
50-64
65+

ZIP CODE DISTRIBUTION

Rutherford County - COVID-19

Updated: 05-13-20

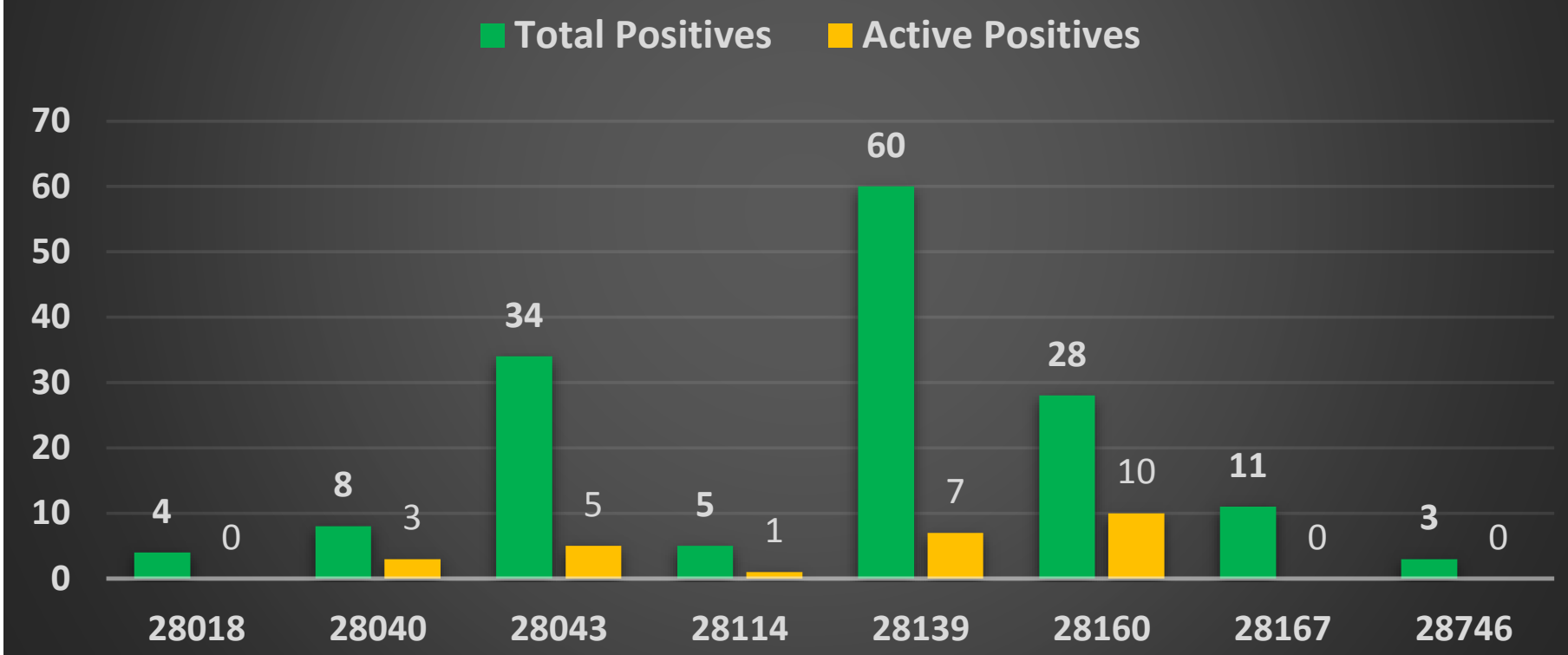

RUTHERFORD COUNTY
COVID-19 Positive Map by Zip Code

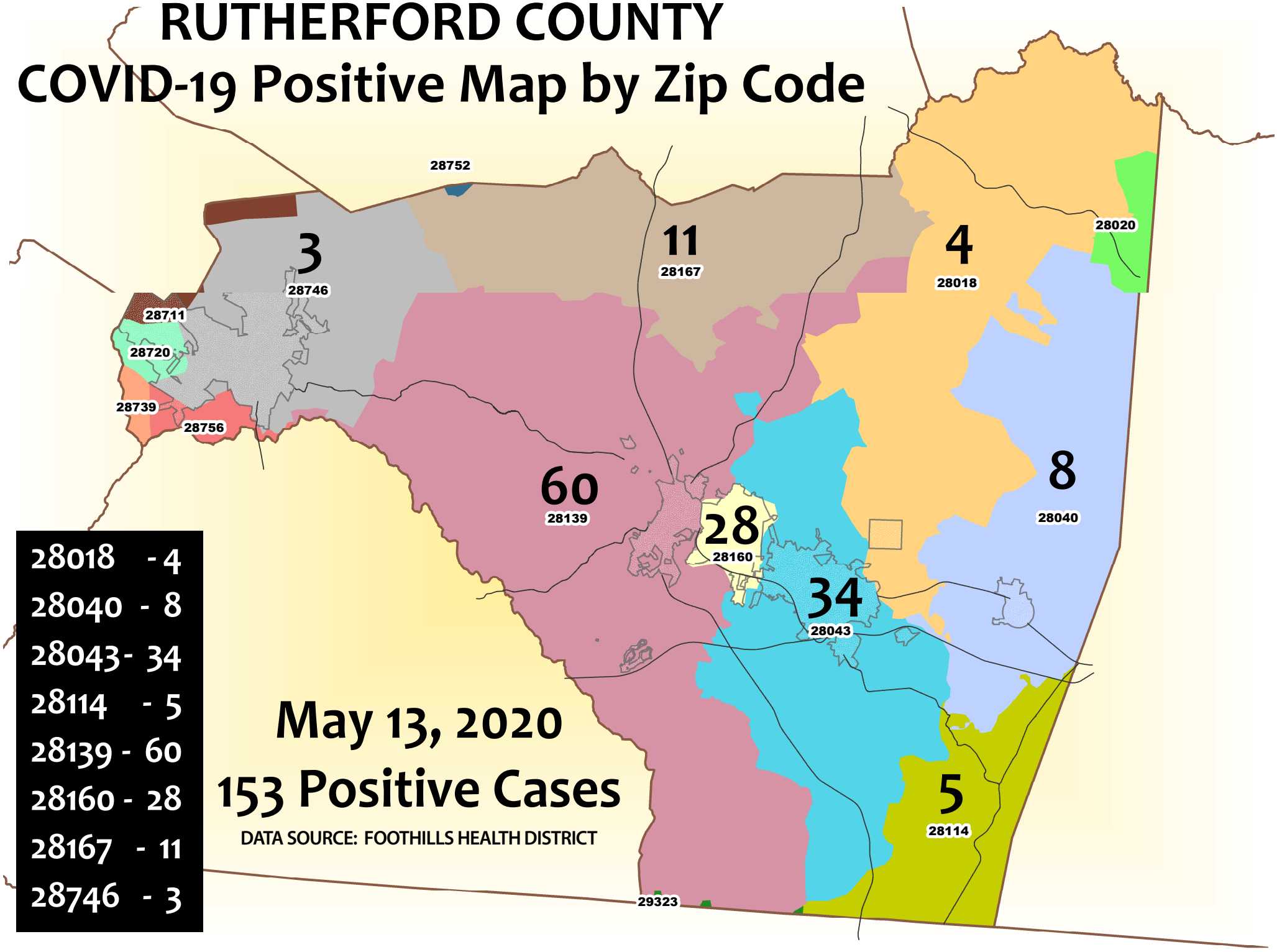

28018	- 4
28040	- 8
28043	- 34
28114	- 5
28139	- 60
28160	- 28
28167	- 11
28746	- 3

May 13, 2020
153 Positive Cases

DATA SOURCE: FOOTHILLS HEALTH DISTRICT